

Configuration

Dataset Filename: pima-indians-diabetes.data

Population Size: 300

Maximum # Variables: 1

Max Tree Height: 8

Max Mutation Height: 1

Max Initial Height: 1

Elitist Rate: 0.1

Copy Rate: 0.1

Mutation Rate: 0.1

Extreme MutationRate: 1

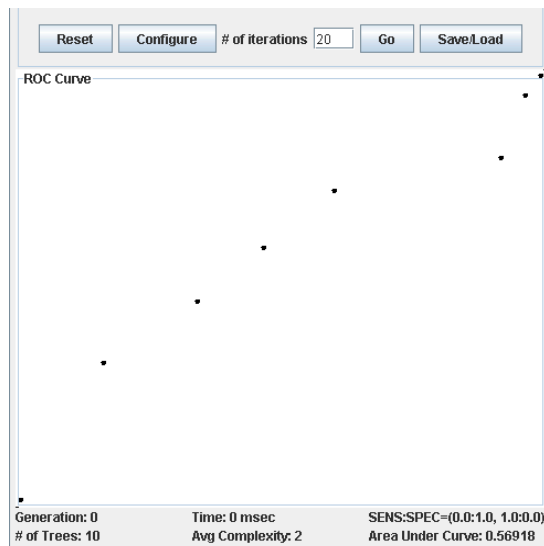
Tournament Size: 7

Preference On: ☒ Sens:Spec ☐ Rec:Prec ☐ FN:FP

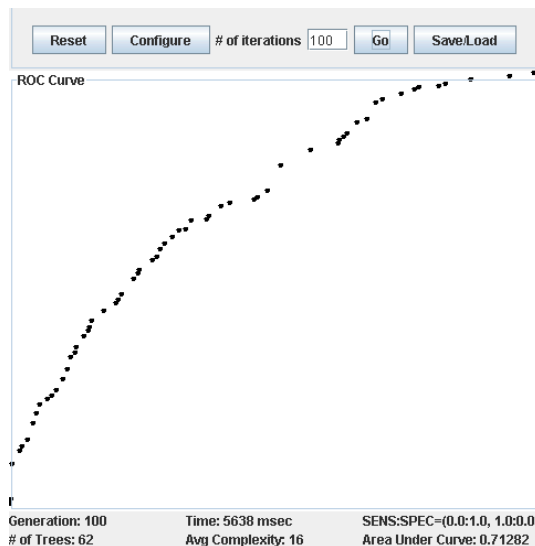
Preference Range: 0.0 ; 1.0 , 1.0 ; 0.0

Set **Cancel**

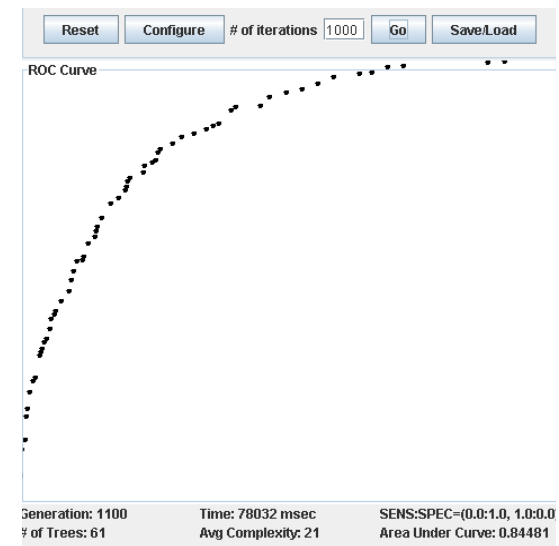
The configuration screen and parameters for this quick test run to show a sample progression of the trees. (The actual parameters used to create the charts and graphs on the following pages are shown in the previous section)



At 0 generations



At 100 generations



At 1,000 generations